

Scaled data based on original data using
LM-79-08 Approved Method: Electrical and Photometric Measurements of Solid-
State Lighting Products

Test Report Prepared for
Cooper Lighting Solutions
(formerly Eaton)

Brand: McGRAW-EDISON

Report Number: P200438

Luminaire Tested: **GWC-AF-02-LED-E1-SL2-7060-800**

Issue Date: 3/3/2020

Test Information

Test Method: LM-79-08
Report Number: P200438
TEST IS SCALED FROM IESNA LM-79-08 TEST DATA (P24286)
Test Lab: INNOVATION CENTER P2
Issue Date: 3/3/2020
Manufacturer: COOPER LIGHTING SOLUTIONS (FORMERLY EATON)
Product Line: MCGRAW-EDISON
Catalog Number: GWC-AF-02-LED-E1-SL2-7060-800
Description: GALLEON WALL LUMINAIRE
(2) 70 CRI, 5700K, 800mA LIGHTSQUARES WITH 16 LEDS EACH AND TYPE II SPILL
LIGHT ELIMINATOR OPTICS
Light Source: -
Ballast/Driver: ELECTRONIC DRIVER

Summary

Lumens per Lamp: N/A
Luminaire Lumens: 9832 lumens
Efficiency: N/A
Efficacy: 114.3 lumens/watt
Luminous Opening: Rectangular (W 1' x L: 0.5' x H: 0')
IES Classification: Type II - Short - Semi-Cutoff
BUG Rating: B2 - U0 - G2

Input Watts (W): 86
Input Voltage (V): NR
Input Current (Ain): NR
Voltage Rise (V): NR
Power Factor: NR
Total Harmonic Distortion (THDi): NR
Frequency (hertz): 60
Stabilization Time: NR
Operation Time: NR
Ambient Temperature (°C): NR
Test Distance: 25 FT

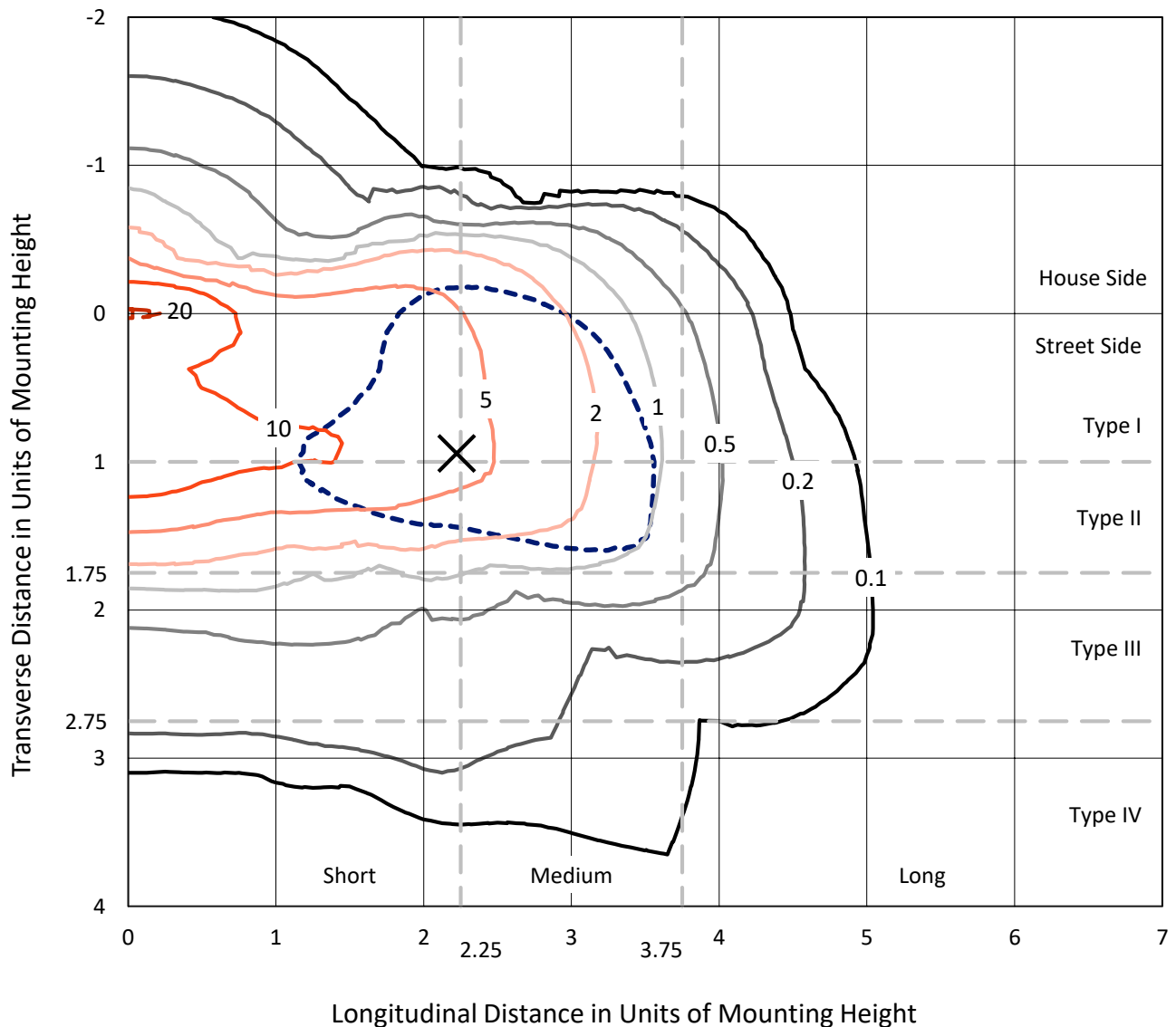


REPORT NUMBER: P200438

CATALOG NUMBER: GWC-AF-02-LED-E1-SL2-7060-800

Iso-Footcandle Lines of Horizontal Illumination

× Max cd
 - - - 1/2 Max cd

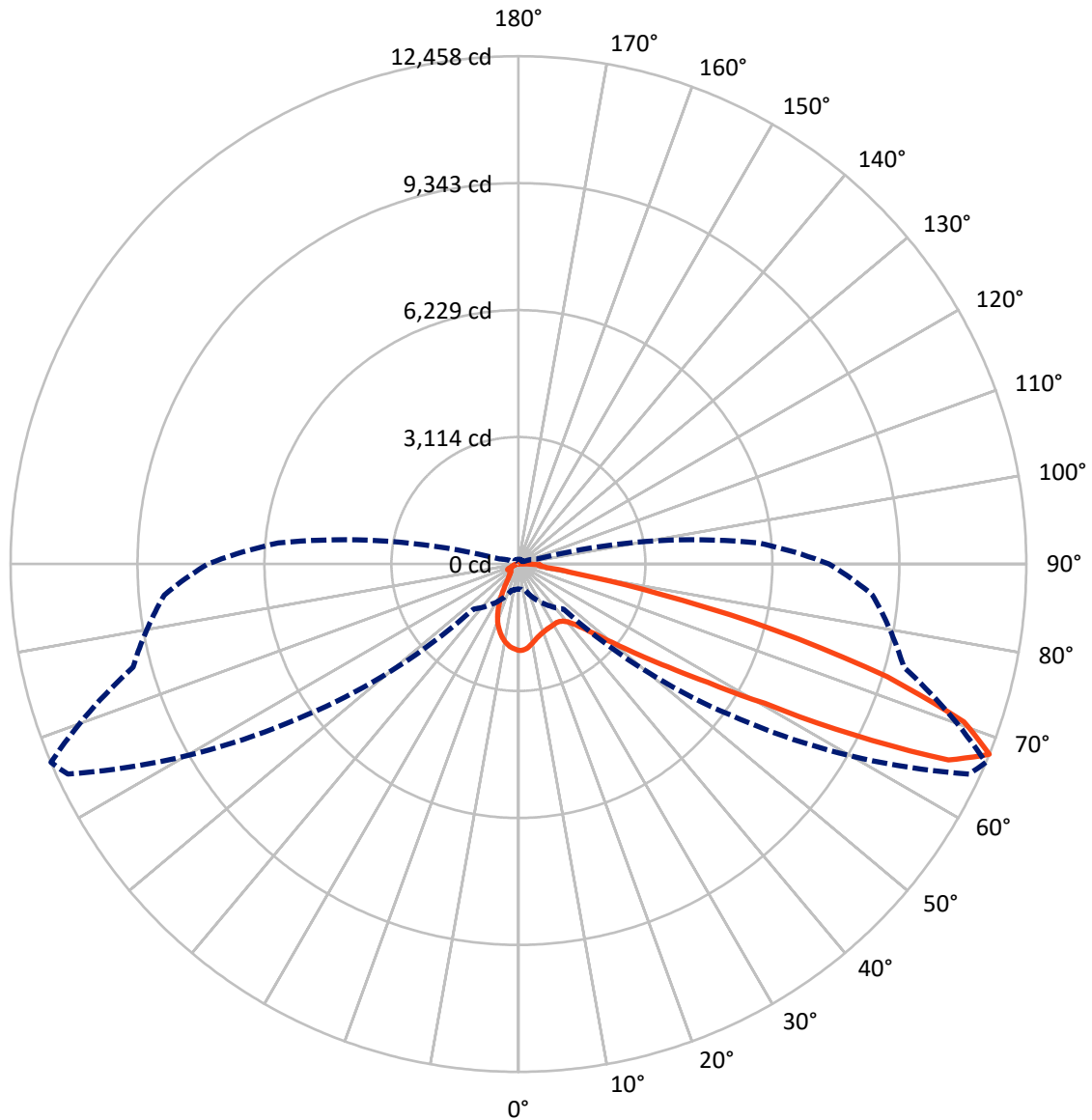


Based on 10 foot mounting height. Maximum calculated value = 21.2 fc
 Type II - Short - Semi-Cutoff

REPORT NUMBER: P200438

CATALOG NUMBER: GWC-AF-02-LED-E1-SL2-7060-800

Luminous Intensity Polar Plot



— Vertical Plane Through 67-Deg Lateral - - - Horizontal Cone Through 67.5-Deg Vertical

REPORT NUMBER: P200438

CATALOG NUMBER: GWC-AF-02-LED-E1-SL2-7060-800

FLUX DISTRIBUTION:

		Downward	Upward	Total
House Side	Lumens	1629.1	0.0	1629.1
	% Fixture	16.6	0.0	16.6
Street Side	Lumens	8202.9	0.0	8202.9
	% Fixture	83.4	0.0	83.4
Total	Lumens	9832.0	0.0	9832.0
	% Fixture	100.0	0.0	100.0

ZONAL LUMENS:

Zone	Lumens	% Fixture
0°-10°	180.9	1.8
10°-20°	418.6	4.3
20°-30°	567.5	5.8
30°-40°	806.7	8.2
40°-50°	1349.7	13.7
50°-60°	2135.2	21.7
60°-70°	2720.0	27.7
70°-80°	1424.8	14.5
80°-90°	228.5	2.3
90°-100°	0.0	0.0
100°-110°	0.0	0.0
110°-120°	0.0	0.0
120°-130°	0.0	0.0
130°-140°	0.0	0.0
140°-150°	0.0	0.0
150°-160°	0.0	0.0
160°-170°	0.0	0.0
170°-180°	0.0	0.0
0°-90°	9832.0	100.0
0°-180°	9832.0	100.0

Coefficient of Utilization



REPORT NUMBER: P200438

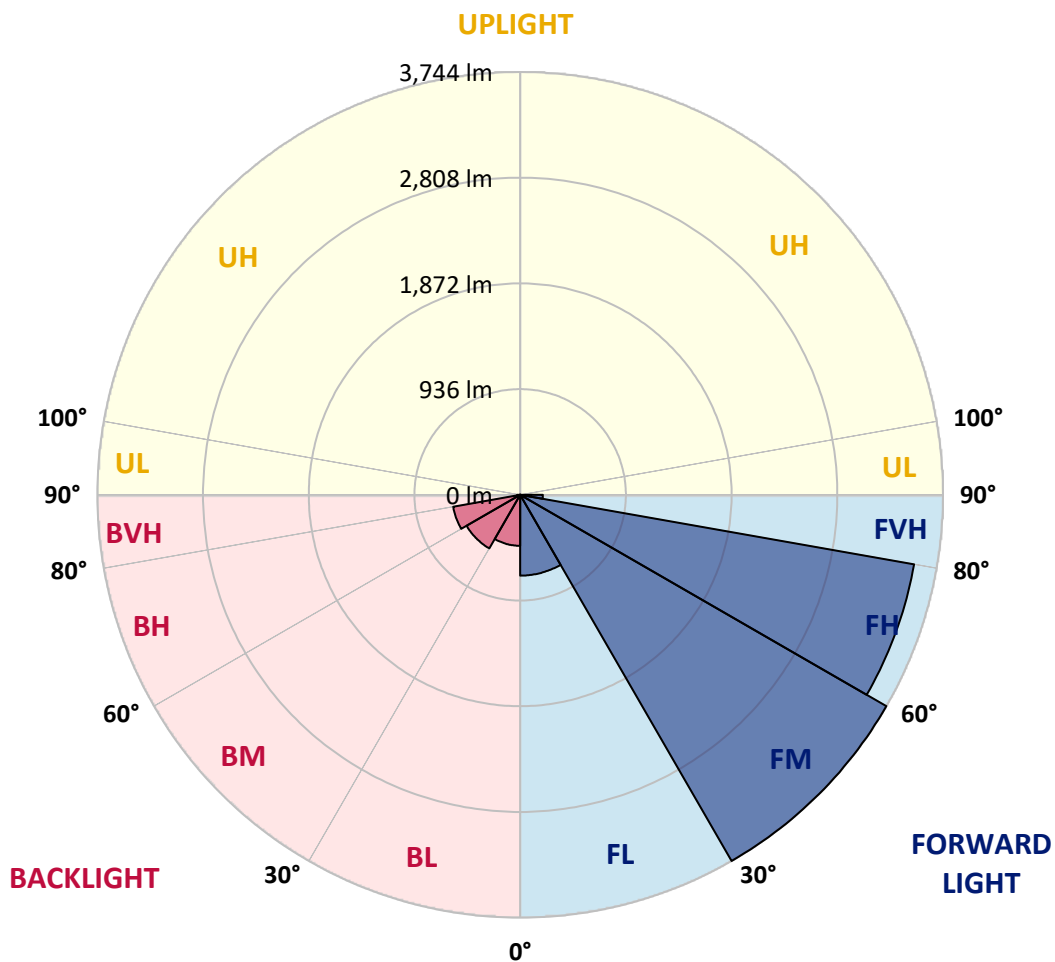
CATALOG NUMBER: GWC-AF-02-LED-E1-SL2-7060-800

LUMINAIRE CLASSIFICATION SYSTEM LUMEN TABLE AND BUG RATING:

Zone	Lumens	% Fixture	Zone Rating/Lumen Limit		
			B	U	G
FL (0°-30°)	715.5	7.3			
FM (30°-60°)	3744.2	38.1			
FH (60°-80°)	3542.3	36.0			G2/5000
FVH (80°-90°)	200.9	2.0			G2/225
BL (0°-30°)	451.5	4.6	B1/500		
BM (30°-60°)	547.4	5.6	B1/1000		
BH (60°-80°)	602.5	6.1	B2/1000		G2/1000
BVH (80°-90°)	27.6	0.3			G1/100
UL (90°-100°)	0.0	0.0		U0/0	
UH (100°-180°)	0.0	0.0		U0/0	

BUG Rating: B2-U0-G2

Type II Short





REPORT NUMBER: P200438

CATALOG NUMBER: GWC-AF-02-LED-E1-SL2-7060-800

CANDELA DISTRIBUTION (FULL):

	0°	5°	15°	25°	35°	45°	55°	65°	67°	75°	85°
0°	2120.7	2120.7	2120.7	2120.7	2120.7	2120.7	2120.7	2120.7	2120.7	2120.7	2120.7
2.5°	2033.5	2036.9	2047.5	2054.3	2084.9	2098.0	2107.2	2116.4	2117.8	2122.2	2117.8
5°	1820.1	1827.4	1847.3	1869.6	1928.7	1975.3	2024.3	2075.2	2084.4	2117.3	2126.6
7.5°	1654.8	1652.9	1669.3	1696.0	1756.6	1821.1	1906.9	2008.3	2028.1	2102.3	2138.2
10°	1534.1	1532.6	1550.1	1577.7	1635.4	1696.5	1793.5	1932.1	1960.3	2078.6	2149.3
12.5°	1444.9	1445.3	1462.8	1493.3	1552.0	1613.6	1712.0	1858.4	1894.3	2050.9	2161.0
15°	1385.7	1389.6	1403.6	1436.1	1493.3	1554.9	1651.4	1803.2	1843.4	2029.1	2174.1
17.5°	1365.8	1372.1	1377.0	1400.7	1449.7	1511.3	1605.8	1762.4	1805.1	2014.1	2185.7
20°	1384.2	1391.5	1382.3	1390.6	1421.6	1475.9	1569.9	1730.4	1774.1	1997.1	2187.2
22.5°	1463.3	1470.1	1442.9	1419.2	1417.2	1450.2	1540.4	1705.2	1750.3	1984.5	2187.6
25°	1602.4	1606.8	1561.2	1505.9	1452.1	1441.0	1519.5	1687.8	1735.8	1973.3	2178.4
27.5°	1773.1	1776.5	1724.1	1642.7	1534.6	1462.8	1512.3	1677.6	1727.5	1963.6	2162.9
30°	1980.6	1996.6	1926.3	1823.5	1665.9	1527.3	1526.8	1672.3	1718.3	1947.2	2132.4
32.5°	2193.0	2199.8	2151.3	2047.0	1842.9	1640.7	1567.5	1676.1	1715.9	1927.3	2093.6
35°	2408.3	2417.0	2385.5	2301.6	2084.9	1807.0	1647.0	1698.9	1730.9	1920.5	2066.4
37.5°	2687.0	2698.7	2655.0	2558.1	2379.2	2032.5	1779.4	1756.1	1777.0	1939.9	2058.2
40°	3127.8	3122.4	2994.9	2850.4	2701.1	2321.0	1968.5	1853.1	1865.2	2002.4	2083.4
42.5°	3640.7	3627.7	3408.0	3181.1	3055.0	2670.1	2218.7	2021.3	2018.9	2125.6	2172.1
45°	4050.0	4039.3	3841.5	3561.7	3460.9	3067.7	2542.1	2272.0	2254.1	2321.0	2336.0
47.5°	4271.5	4272.0	4158.1	3929.7	3927.3	3572.9	2957.6	2634.7	2603.6	2635.2	2619.2
50°	4194.0	4204.1	4192.0	4119.3	4353.0	4235.2	3500.1	3140.4	3077.8	3108.9	3047.3
52.5°	3818.7	3831.8	3903.5	4015.1	4531.9	5035.7	4297.2	3768.7	3696.0	3684.9	3616.5
55°	3153.5	3169.5	3315.9	3618.9	4383.1	5573.4	5554.9	4569.7	4453.8	4348.6	4319.5
57.5°	2173.6	2200.3	2435.9	2885.8	3901.6	5735.8	7052.6	5711.5	5475.9	5108.4	5115.2
60°	1225.2	1256.2	1534.1	1942.8	2930.0	5559.3	8192.0	7441.0	6943.6	5998.1	6048.5
62.5°	779.2	812.6	1023.5	1349.8	1758.1	4609.0	8659.0	9845.4	9213.6	7094.8	7144.3
65°	630.8	645.3	744.7	1114.2	1276.6	2776.7	8304.5	11826.0	11590.4	8486.8	8256.0
67.5°	615.8	620.6	672.0	935.3	1224.2	1560.7	6624.0	12196.4	12457.8	9786.7	8719.1
70°	608.5	625.5	757.3	892.6	1172.4	1316.4	3980.6	11181.1	11593.8	10126.6	8102.8
72.5°	295.3	294.3	381.1	807.3	1320.7	1365.3	2045.1	9046.8	9460.9	8773.4	6658.5
75°	238.1	217.7	208.0	295.8	1269.8	1409.9	1303.3	6225.0	6524.6	5882.2	4093.1
77.5°	225.9	201.7	184.7	185.2	536.7	1495.3	1104.0	3445.4	3532.6	2657.0	1121.5
80°	187.2	164.8	152.7	172.1	259.9	1424.0	1193.7	1559.3	1430.8	652.6	373.3
82.5°	129.9	118.3	114.9	144.5	208.0	1014.8	1388.1	837.8	702.5	326.8	230.3
85°	82.9	70.8	78.5	105.2	161.9	468.4	1429.8	653.1	519.3	207.5	129.9
87.5°	38.3	31.0	38.8	58.2	105.7	161.5	1360.5	733.6	534.8	109.6	81.9
90°	0.0	0.0	0.0	0.0	0.0	0.0	0.0	0.0	0.0	0.0	0.0



REPORT NUMBER: P200438

CATALOG NUMBER: GWC-AF-02-LED-E1-SL2-7060-800

CANDELA DISTRIBUTION (continued):

	90°	95°	105°	115°	125°	135°	145°	155°	165°	175°	180°
0°	2120.7	2120.7	2120.7	2120.7	2120.7	2120.7	2120.7	2120.7	2120.7	2120.7	2120.7
2.5°	2121.7	2112.5	2105.2	2091.6	2076.6	2062.1	2049.0	2032.5	2027.6	2023.3	2030.1
5°	2128.5	2119.3	2092.6	2050.9	2004.9	1961.7	1918.6	1881.7	1858.9	1846.3	1853.6
7.5°	2138.7	2125.6	2070.3	1993.7	1910.8	1835.2	1757.1	1694.6	1648.5	1626.7	1633.0
10°	2147.9	2122.7	2032.5	1917.6	1796.4	1683.9	1560.7	1458.9	1383.3	1343.5	1353.2
12.5°	2151.8	2111.5	1979.6	1822.6	1656.3	1491.4	1310.1	1157.8	1049.2	1009.5	1001.2
15°	2155.6	2098.9	1921.5	1714.4	1487.0	1253.8	999.8	817.5	727.3	707.4	703.0
17.5°	2156.6	2077.1	1855.5	1597.1	1288.7	971.2	683.6	567.8	568.2	600.2	604.1
20°	2146.4	2044.6	1775.5	1451.2	1051.2	671.5	469.3	449.5	522.7	602.7	612.4
22.5°	2123.2	2001.5	1684.9	1281.0	779.2	442.2	363.2	385.0	479.5	577.5	588.6
25°	2093.6	1949.1	1577.7	1083.6	515.9	316.1	304.5	331.2	395.2	460.6	466.9
27.5°	2053.3	1887.0	1457.5	857.7	335.0	260.4	268.1	286.1	312.2	341.3	344.2
30°	2001.5	1812.9	1329.0	625.5	253.1	234.2	245.3	255.0	266.2	282.7	284.1
32.5°	1941.8	1741.6	1197.1	432.0	224.5	220.6	229.3	234.2	242.9	253.1	254.1
35°	1891.9	1673.7	1060.4	305.5	212.4	210.4	216.2	218.2	226.4	237.6	238.5
37.5°	1863.3	1618.4	919.3	246.3	204.1	201.2	204.6	204.6	216.2	232.7	235.2
40°	1865.2	1587.9	778.2	222.5	197.3	193.5	193.9	193.9	209.0	226.9	228.4
42.5°	1918.1	1595.6	653.1	213.3	192.0	187.6	185.2	186.7	199.3	210.9	211.9
45°	2042.2	1650.4	535.8	207.5	186.7	185.2	179.9	179.4	184.2	189.6	189.6
47.5°	2245.8	1758.6	456.2	203.6	182.3	181.8	175.5	169.2	168.7	170.7	170.7
50°	2577.0	1944.7	402.9	199.3	179.4	175.5	168.2	158.5	155.2	156.6	156.6
52.5°	3073.5	2276.9	382.5	193.5	173.1	166.8	158.5	148.8	145.9	146.4	146.4
55°	3724.6	2786.9	379.6	186.7	166.3	156.1	149.3	142.1	138.7	139.6	139.6
57.5°	4520.3	3492.4	431.5	176.0	157.1	145.5	141.6	136.7	134.3	135.8	135.3
60°	5487.5	4415.5	640.0	164.8	147.9	135.8	135.8	131.9	129.9	131.4	130.9
62.5°	6601.7	5475.9	899.9	156.6	138.2	128.0	129.9	128.0	126.1	127.0	126.5
65°	7589.9	6166.8	842.7	150.3	128.5	120.7	124.1	123.2	121.7	122.7	122.2
67.5°	7618.5	5910.8	473.2	143.5	119.3	113.5	118.3	117.8	116.8	117.8	117.3
70°	6799.1	4991.1	266.7	130.9	109.6	104.7	111.5	111.0	110.1	112.0	111.5
72.5°	5447.3	3621.8	194.9	115.4	99.9	95.5	103.3	102.8	102.8	105.7	104.2
75°	3134.6	1863.8	155.6	98.9	89.7	86.3	93.1	93.6	94.5	98.4	95.5
77.5°	893.6	580.9	127.0	83.9	77.1	75.6	82.4	83.4	83.9	88.2	84.4
80°	332.1	267.6	104.7	70.3	63.0	63.5	69.8	71.3	71.8	76.1	71.3
82.5°	211.9	176.5	84.8	54.3	49.5	49.0	56.7	58.7	58.7	59.2	56.2
85°	123.6	105.7	64.0	39.3	34.9	33.5	42.2	45.6	44.1	43.2	41.2
87.5°	82.9	72.7	39.3	21.8	18.9	17.9	24.7	27.2	26.2	24.7	23.3
90°	0.0	0.0	0.0	0.0	0.0	0.0	0.0	0.0	0.0	0.0	0.0

(END OF REPORT)